



NC Capital Area **Metropolitan Planning Organization**

Executive Board Meeting

April 15, 2026

3:00 PM

Audio for the livestream will begin when the Chair calls the meeting to order.

1. Welcome and Introductions

Meeting Etiquette:

- Please refrain from muting, obstructing, or moving the microphones.
- Please move toward the microphone when speaking.
- Please clearly state your name and organization when speaking or making/seconding a motion.

(Ex: I, _____, move that... or I, _____, second the motion.)

***** Sign in before you leave *****

2. Adjustments to the Agenda

3. Ethics Statement:

In accordance with the State Government Ethics Act, it is the duty of every Executive Board member to avoid conflicts of interest.

Does any Executive Board member have any known conflict of interest with respect to matters coming before the Executive Board today? If so, please identify the conflict and refrain from any participation in the particular matter involved.

4. Public Comments

This is an opportunity for comments by those in attendance. Please limit comments to three (3) minutes for each speaker.

5. Consent Agenda

5.1 Minutes – March 18, 2026

5.2 FY 2026 UPWP - Amendment #2

End of Consent Agenda

6. Regular Agenda

- 6.1 Triangle Transportation Choices/Transportation Demand Management (TDM) Program Update
- 6.2 NC 540 (R-2829) Bonus Allocation Programming Update
- 6.3 Amendment #3 to FY 2026-2035 TIP
- 6.4 Wake Transit Conference Committee Update

6.1 Triangle Transportation Choices/Transportation Demand Management (TDM) Program Update



Triangle Transportation Choices

FY25 Annual Impact Report

Central Pines Regional Council
April 2026




TRIANGLE
TRANSPORTATION
CHOICES

CENTRAL PINES
REGIONAL COUNCIL

Triangle Transportation Choices

- Provides funding for **Transportation Demand Management (TDM)** initiatives across the Triangle region.
- Grant recipients use the funds for **marketing campaigns, digital outreach, in-person engagement, and promotional events** to encourage residents and workers to use alternative transportation modes.

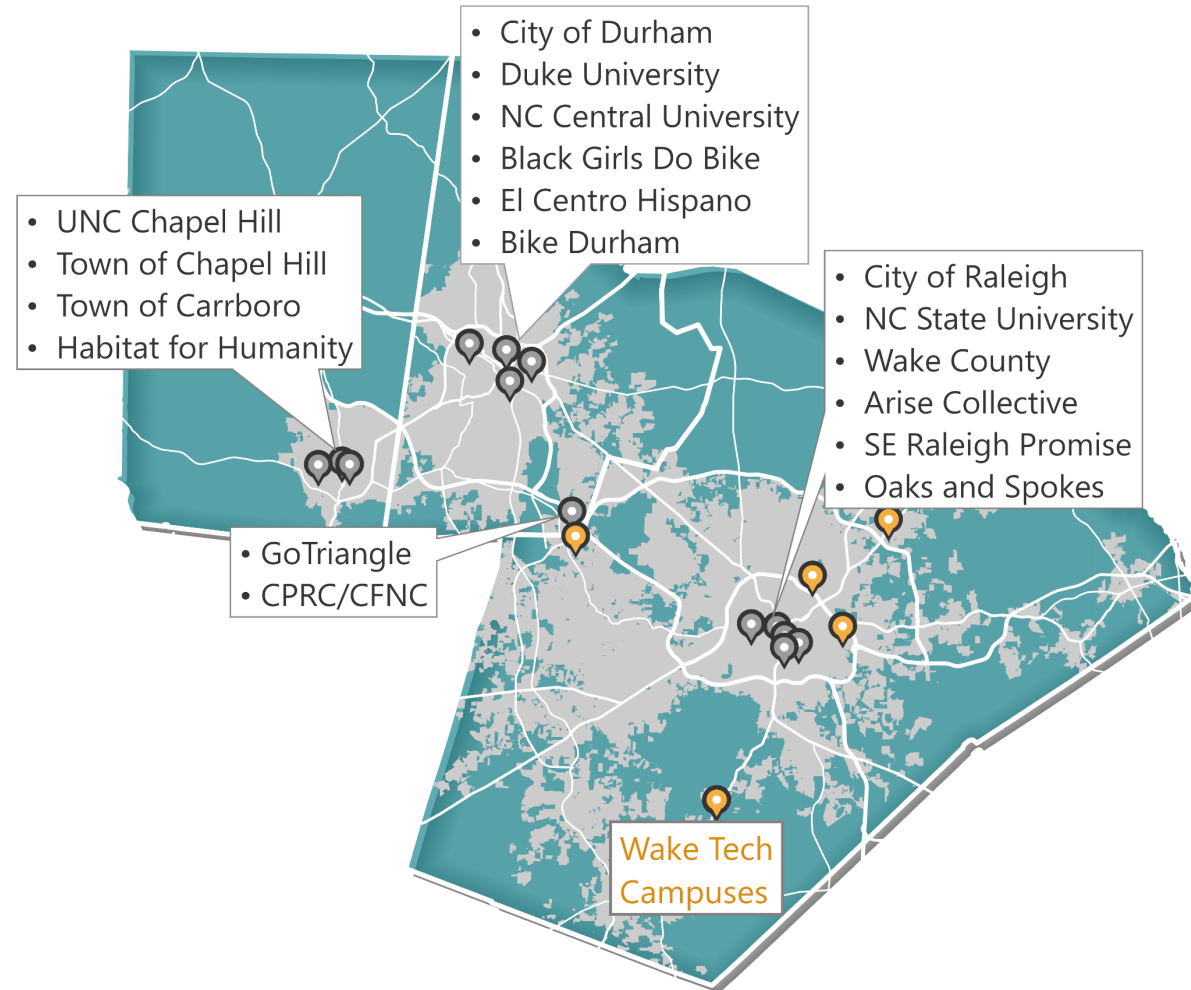


FY25 Funding and Grant Recipients



TRIANGLE
TRANSPORTATION
CHOICES

- Total funding awarded: **\$2.1 million**
- CAMPO funding provided: **\$620,000**
- **20** grant recipients



Program Funders:



TRIANGLE WEST
Transportation Planning Organization

FY25 Grant Recipients in the CAMPO Region

COMMUTE
SMART
RALEIGH



WOLFTRAILS



FY25 Outreach in Action



TRIANGLE
TRANSPORTATION
CHOICES

- **479 events** held across the region
- **Engaged 24,000+ people** in exploring alternatives to driving alone





Annual Impact Calculation Steps

**FY25 Program Participation
Base**



**Participants who started or
increased use of alternative
modes**



**Participants whose
travel changes were
influenced/assisted by
the program**













**FY25
ANNUAL
IMPACTS**

FY25 Program-Wide Impacts



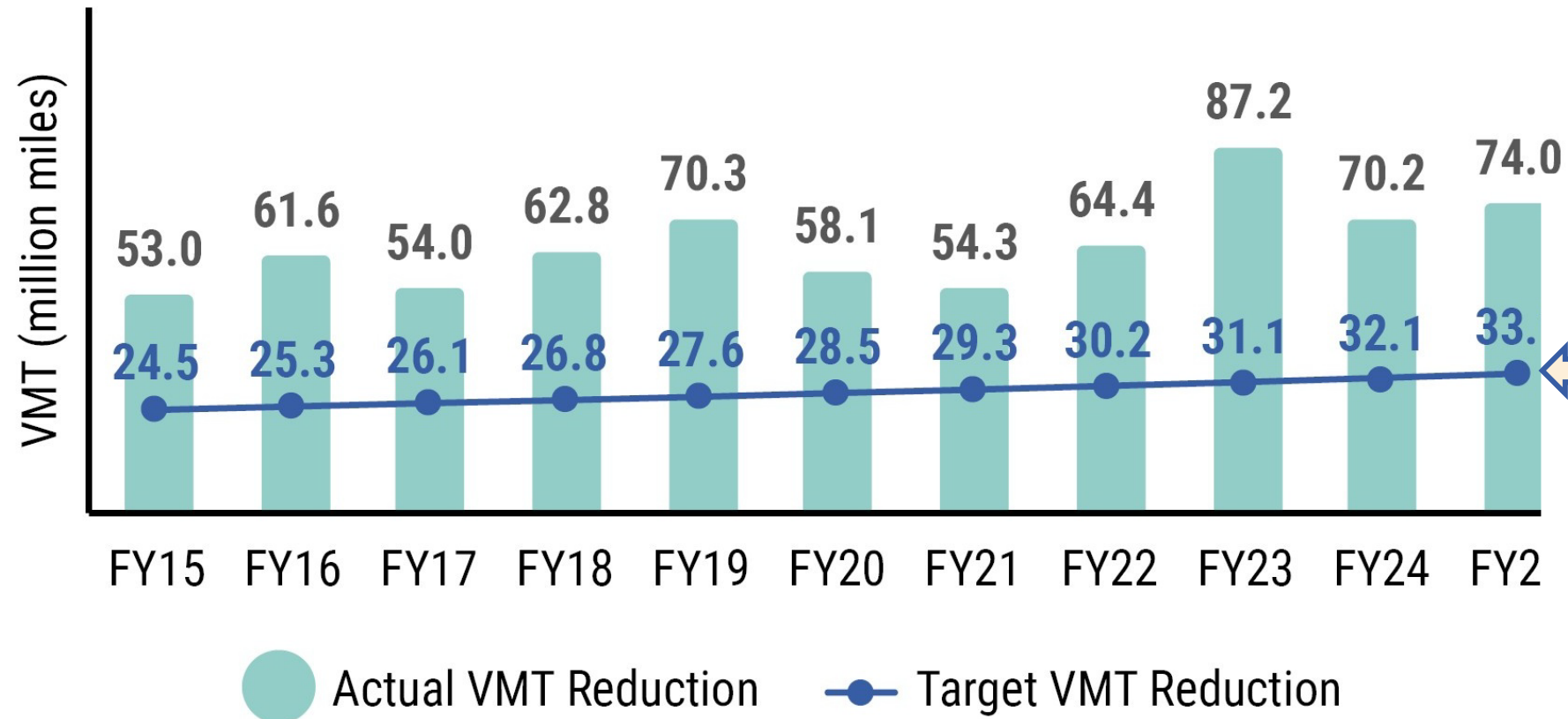
TRIANGLE
TRANSPORTATION
CHOICES

| FY25 Impacts Summary | | |
|--|---|---|
|  5 million vehicle trips avoided | That's over 87,000 days not spent driving a car |  |
|  3 million gallons of gas saved | It would take 352 tanker trucks to hold that much gasoline |  |
|  74 million commute miles reduced | That's roughly 25,000 trips from San Francisco to New York City |  |
|  25,500 alternative transportation users supported | If they all drove alone, their cars would span 73 miles bumper-to-bumper |  |
|  54 million pounds of carbon dioxide release prevented | That's the same as over 5,500 homes not using electricity for a year |  |





Program-Wide VMT Reductions FY15-25



Target VMT Reduction =
25% of
estimated
annual growth
in regional
commute
VMT

Societal Benefits of TDM in FY25



| | | | |
|--|---|---|--------------------|
| | Air pollution emissions reductions (NOx and VOCs) | = | \$21,000 saved |
| | Global climate change mitigation (CO2) | = | \$968,000 saved |
| | Noise pollution reduction | = | \$1,640,000 saved |
| | Reduction in fuel consumption | = | \$9,250,000 saved |
| | Reduction in traffic congestion | = | \$1,640,000 saved |
| | Deferral of new road construction | = | \$250,000 saved |
| | Reduced vehicle crashes | = | \$1,190,000 saved |
| | Health benefits of active transportation | = | \$14,700,000 saved |



\$30 Million

=

Total estimated savings in FY25 due to the societal benefits of TDM services provided by the Triangle Transportation Choices Program



Update: Fall 2025 Student Travel Survey

- **Participating Universities:**

- NC State University
- UNC Chapel Hill
- Wake Tech Community College
- North Carolina Central University

- **Total Responses: 2,955**

NC STATE UNIVERSITY
TRANSPORTATION
2025 Student Survey

Did any of the following assist or influence how you travel to campus this semester?

Select all that apply:

- Wolfrails Commuter Benefits (free occasional-use parking passes for students who primarily bike, walk, or take transit)
- GoPass provided by NC State (to ride GoRaleigh and GoTriangle buses for free)
- Wolfline or GoRaleigh bus schedule information
- NC State Transportation website
- Wolfrails Student Carpool Permit Program
- Wolfrails social media accounts (@Wolfrails)
- Wolfrails monthly e-newsletter
- Wolfrails tabling event
- Wolfrails advertising around campus or digital ad
- None of the above

Back Next

TDM is Influencing Student Travel Choices

- **38% of students** tried or increased using alternative modes (carpool, bus, bike, walk)
- Among them, **66%** said TDM programs and services provided by their school **influenced their choice**



WOLFTRAILS

Thank you!



6.1 Triangle Transportation Choices/Transportation Demand Management (TDM) Program Update

Requested Action:
Receive as information

6.2 NC 540 (R-2829) Bonus Allocation Programming Update

6.2 NC 540 (R-2829) Bonus Allocation Programming Update

The Strategic Transportation Investments law (STI) creates incentives for local governments participation in funding of roadway construction and tolling of highways by establishing “bonus allocation” funding. Bonus Allocation funding is provided to a MPO when either local funding is provided for a highway project or tolling is enacted. As a result of this provision, CAMPO has received an allocation of one hundred million dollars for the tolling of NC 540 in eastern Wake County, referenced in the Transportation Improvement Program (TIP) as R-2829.

- Funds must be authorized by June 30, 2029
- Division Needs: maximum of \$33.8 million

Original Project Candidate List

| Project No. ▾ | Mainline Roadway ▾ | Cross Street(s) ▾ | Description/Comments ▾ | Estimated Cost ▾ | Funding Tie ▾ |
|---------------|---------------------|--------------------------|---|------------------|---------------|
| HL-0133A | Poole Rd. | Hodge | Second Eastbound Left Turn Lane (EB LTL) & Second Southbound Right Turn Lane (SB RTL) | \$ 2,700,000 | Div |
| HL-0133C | E. Garner | Guy Rd | Install traffic signal, EB RTL 200 ft. storage, WB LTL 200 ft. storage, NB RTL 200 ft. storage. | \$ 2,000,000 | Div |
| HL-0133B | Poole Rd. | Grasshopper | Construct EB RTL with min. 100 ft. storage and NB LTL with min. 300 ft. storage. | \$ 2,500,000 | Div |
| HL-0133E | Auburn Knightdale | Grasshopper | EB RTL on Ak at Grasshopper | \$ 1,500,000 | Div |
| HL-0133G | East Garner Rd | Jones Sausage Rd | Aux lanes along East Garner Rd | \$ 5,600,000 | Div |
| HL-0133H | New Hope | Maybrook | 100' northbound LTL. | \$ 1,400,000 | Div |
| HL-0133K | White Oak | West of Chapel Fields Ln | Road improvements to address curve and safety issues | \$ 2,500,000 | Div |
| HN-0012 | New Hope | Eva Mae | LTLs on New Hope and signal | \$ 2,000,000 | Div |
| TBD | Poole Rd. | Neuse River | Construct 2 lane bridge over Neuse River | \$ 20,000,000 | Div |
| HL-0133D | US 70 Bus | Auburn Knightdale | Intersection Improvements: Dual Turning lanes | \$ 2,500,000 | Reg |
| HL-0008O | NC 42 | Johnston Rd(SR 2735) | LTL on NC 42 at Johnston Rd. | \$ 1,300,000 | Reg |
| HL-0008J | NC-50(Benson Rd) | Rand Rd. | Widen from Buffaloe to Rand | \$ 14,300,000 | Reg |
| HL-0133F | US 70 Bus | Guy Rd | RCI similar to that proposed by U-6113 | \$ 4,500,000 | Reg |
| HL-0008P | Ten Ten Rd(SR 1010) | NC-50(Benson Rd) | Construct dual left turn lanes on northbound NC 50 and widen Ten Ten Road (SR 1010) for a receiving lane. | \$ 2,700,000 | Reg |
| HL-0133I | US 64 Bus | Duckling Way | Directional crossover on US 64 Bus at Duckling Way | \$ 1,200,000 | Reg |
| HL-0133J | US 64 Bus | Freedom | 3rd EB through lane on US 64 Bus near Freedom Drive with ped accommodations | \$ 3,000,000 | Reg |

Updated Candidate Project List

| Project No. ▼ | Mainline Roadway ▼ | Cross Street(s) ▼ | Description/Comments ▼ | Estimated Cost ▼ | Funding Tie ▼ |
|---------------------|---------------------------|-----------------------------|---|-------------------------|----------------|
| HL-0133A | Poole Rd. | Hodge | Second Eastbound Left Turn Lane (EB LTL) & Second Southbound Right Turn Lane (SB RTL) | \$ 5,332,687 | Div |
| HL-0133C | E. Garner | Guy Rd | Install traffic signal, EB RTL 200 ft. storage, WB LTL 200 ft. storage, NB RTL 200 ft. storage. | \$ 3,701,000 | Div |
| HL-0133B | Poole Rd. | Grasshopper | Construct EB RTL with min. 100 ft. storage and NB LTL with min. 300 ft. storage. | \$ 3,340,182 | Div |
| HL-0133E | Auburn Knightdale | Grasshopper | EB RTL on Ak at Grasshopper | \$ 959,000 | Div |
| HL-0133G | East Garner Rd | Jones Sausage Rd | Aux lanes along East Garner Rd | \$ 5,600,000 | Div |
| HL-0133H | New Hope | Maybrook | 100' northbound LTL. | \$ 1,931,765 | Div |
| HL-0133K | White Oak | West of Chapel Fields Ln | Road improvements to address curve and safety issues | \$ 1,050,000 | Div |
| HN-0012 | New Hope | Eva Mae | LTLs on New Hope and signal | \$ 1,034,518 | Div |
| HL-0133L-A | Poole Rd. | Neuse River | Construct 2 lane bridge over Neuse River | \$ 16,855,000 | Div |
| HL-0133L-B | Poole Rd. | Neuse River to Hodge | Widen to 4 lanes | \$ 12,370,881 | Div |
| HL-0133D | US 70 Bus | Auburn Knightdale | Intersection Improvements: Dual Turning lanes | \$ 12,269,682 | Reg |
| HL-0008O | NC 42 | Johnston Rd(SR 2735) | LTL on NC 42 at Johnston Rd. | \$ 1,630,000 | Reg |
| HL-0008J | NC-50(Benson Rd) | Rand Rd. | Widen from Buffaloe to Rand | \$ 17,200,000 | Reg |
| HL-0133F | US 70 Bus | Guy Rd | RCI similar to that proposed by U-6113 | \$ 11,491,509 | Reg |
| HL-0008P | Ten Ten Rd(SR 1010) | NC-50(Benson Rd) | Construct dual left turn lanes on northbound NC 50 and widen Ten Ten Road (SR 1010) for a receiving lane. | \$ 6,100,000 | Reg |
| HL-0133I | US 64 Bus | Duckling Way | Directional crossover on US 64 Bus at Duckling Way | \$ 892,219 | Reg |
| HL-0133J | US 64 Bus | Freedom | 3rd EB through lane on US 64 Bus near Freedom Drive with ped accommodations | \$ 4,978,475 | Reg |

CAMPO Recommendation for Programming

| Project No. ▼ | Mainline Roadway ▼ | Cross Street(s) ▼ | Description/Comments ▼ | Estimated Cost ▼ | Funding Tie ▼ |
|---------------|---------------------|----------------------|---|------------------|---------------|
| HL-0133A | Poole Rd. | Hodge | Second Eastbound Left Turn Lane (EB LTL) & Second Southbound Right Turn Lane (SB RTL) | \$ 5,332,687 | Div |
| HL-0133C | E. Garner | Guy Rd | Install traffic signal, EB RTL 200 ft. storage, WB LTL 200 ft. storage, NB RTL 200 ft. storage. | \$ 3,701,000 | Div |
| HL-0133L-A | Poole Rd. | Neuse River | Construct 2 lane bridge over Neuse River | \$ 16,855,000 | Div |
| HL-0133L-B | Poole Rd. | Neuse River to Hodge | Widen to 4 lanes | \$ 12,370,881 | Div |
| HL-0133D | US 70 Bus | Auburn Knightdale | Intersection Improvements: Dual Turning lanes | \$ 12,269,682 | Reg |
| HL-0008O | NC 42 | Johnston Rd(SR 2735) | LTL on NC 42 at Johnston Rd. | \$ 1,630,000 | Reg |
| HL-0008J | NC-50(Benson Rd) | Rand Rd. | Widen from Buffaloe to Rand | \$ 17,200,000 | Reg |
| HL-0133F | US 70 Bus | Guy Rd | RCI similar to that proposed by U-6113 | \$ 11,491,509 | Reg |
| HL-0008P | Ten Ten Rd(SR 1010) | NC-50(Benson Rd) | Construct dual left turn lanes on northbound NC 50 and widen Ten Ten Road (SR 1010) for a receiving lane. | \$ 6,100,000 | Reg |
| HL-0133I | US 64 Bus | Duckling Way | Directional crossover on US 64 Bus at Duckling Way | \$ 892,219 | Reg |
| HL-0133J | US 64 Bus | Freedom | 3rd EB through lane on US 64 Bus near Freedom Drive with ped accommodations | \$ 4,978,475 | Reg |

6.2 NC 540 (R-2829) Bonus Allocation Programming Update

Next Steps:

- Public comment period from April 20 - May 19, 2026
- Include recommendations in TIP Amendment #3

6.2 NC 540 (R-2829) Bonus Allocation Programming Update

Requested Action:

Receive as information

6.3 Amendment #3 to FY 2026-2035 TIP

6.3 Amendment #3 to FY 2026-2035 TIP

- CAMPO and statewide CAMPO-eligible projects
- Changes made from January – March 2026
- LAPP, Transit, & RDU Project Adjustments

6.3 Amendment #3 to FY 2026-2035 TIP

Next Steps:

- Public comment period from April 20 - May 19, 2026
- Public Hearing on May 20, 2026

6.3 Amendment #3 to FY 2026-2035 TIP

Requested Action:
Receive as Information

6.4 Wake Transit Conference Committee Update

Wake Transit Conference Committee Meetings

- Conference Committee met virtually on February 23rd
 - Conference Committee agreed to allocate \$0 of VRT revenues in the FY27 Wake Transit Work Plan, noting the financial assumptions for FY28 and beyond are “TBD” for future VRT allocations
 - Defer action on full resolution of Significant Concerns #2 and #3 pending presentation of GoTriangle’s long-range financial projections to the Committee on March 26th.
- Conference Committee met in-person March 26th
 - GoTriangle presented financial outlook/long-term budget projections
 - Staff presented options for long-term resolution and analysis of tradeoffs

March 26th Meeting Recap

- GoTriangle provided the following 10-year revenue forecasts (prepared by ITRE):
 - Regional Vehicle Registration Fee (GoT-only portion)
 - Vehicle Rental Tax
- GoTriangle provided a 10-year forecast of total revenues and expenditures for both operating and capital
- GoTriangle provided historical information on the GoT and Wake Transit Fund Balance (FY17 – FY24) and Interest and Investment Income on Wake Transit funds from FY18 through FY25
- GoTriangle provided information on their bus services and how they compared with other partners in the Triangle

Handout provided with slides presented by GoTriangle at Conference Committee

March 26th Meeting Recap

- CAMPO Staff provided information on the impacts to Wake Transit Financial Model of removing VRT

| FY 27 | FY 28 | FY 29 | FY 30 | FY 31 | FY 32 | FY 33 | FY 34 | FY 35 | TOTAL |
|----------|----------|----------|----------|----------|----------|----------|----------|----------|-----------|
| \$5.312M | \$5.445M | \$5.581M | \$5.720M | \$5.863M | \$6.010M | \$6.160M | \$6.314M | \$6.472M | \$58.059M |

- CAMPO staff also provided examples to illustrate what the VRT could “buy” in Wake Transit (depending on the project sponsor/operator):
 - 30,000 – 43,000 revenue hours of bus service annually
 - 6-8 new buses annually
- Wake County staff presented an option for Wake Transit to continue receiving VRT revenue, but fund additional GoTriangle projects equaling the VRT revenue in cost

Wake Transit Conference Committee Next Steps

- March 26th Conference Committee Meeting Conclusions
 - Meeting went very well and GoTriangle provided detailed information on budget and revenue forecasts
 - Conference Committee members all commented that meeting was very enlightening and was one of the best Conference Committee meetings held to date
 - Wake County members stated that they planned to take this information to the Wake County Board for additional discussion and direction
- Next meeting: May 19th – In-Person (Location TBD)
 - Committee discussion and potential vote on a long-term resolution

6.4 Wake Transit Conference Committee Update

Requested Action:
Receive as information

7. Informational Items: Budget

7.1 Operating Budget FY2025

7.2 Member's Shares FY2025

Requested Action:
Receive as information

8. Informational Items: Project Updates

8.1 Project Updates

8.2 Public Engagement Updates

Requested Action:
Receive as information

9. Informational Item: Staff Reports

- MPO Report
- TCC Chair
- NCDOT Transportation Planning Division
- NCDOT Division 4
- NCDOT Division 5
- NCDOT Division 6
- NCDOT Division 8
- NCDOT Rail Division
- NC Turnpike Authority
- NCDOT Integrated Mobility Division
- NCBOT
- Executive Board Members

10. Adjournment

Upcoming Meetings

| Date | Event |
|--|---|
| May 14, 2026 DATE CHANGE 10:00 a.m. | Technical Coordinating Committee Meeting |
| May 20, 2026 3:00 p.m. | Executive Board Meeting |
| June 4, 2026 10:00 a.m. | Technical Coordinating Committee Meeting |
| June 17, 2026 3:00 p.m. | Executive Board Meeting |