



NC Capital Area **Metropolitan Planning Organization**

Technical Coordinating Committee Meeting

February 6, 2020

10:00 AM

1. Welcome and Introductions

2. Adjustments to the Agenda

3. Public Comments

This is an opportunity for comments by those in attendance. Please limit comments to three minutes for each speaker.

4. Minutes

4.1 TCC Meeting Minutes: January 2, 2020

Requested Action:

Approve the January 2, 2020 Meeting Minutes.

5. Regular Business

5.1 U.S. Census 2020

The 2020 Census is coming!



Raleigh



CENSUS
2020 | **Wake**
Counts

wakegov.com/CENSUS



2020 Changes and Challenges

- Online self-response is new
- Toll-free and traditional questionnaire are secondary options
- Reduction of Census Bureau resources



Census interview in 1950. Image credit: US Census Bureau



2020 Changes and Challenges

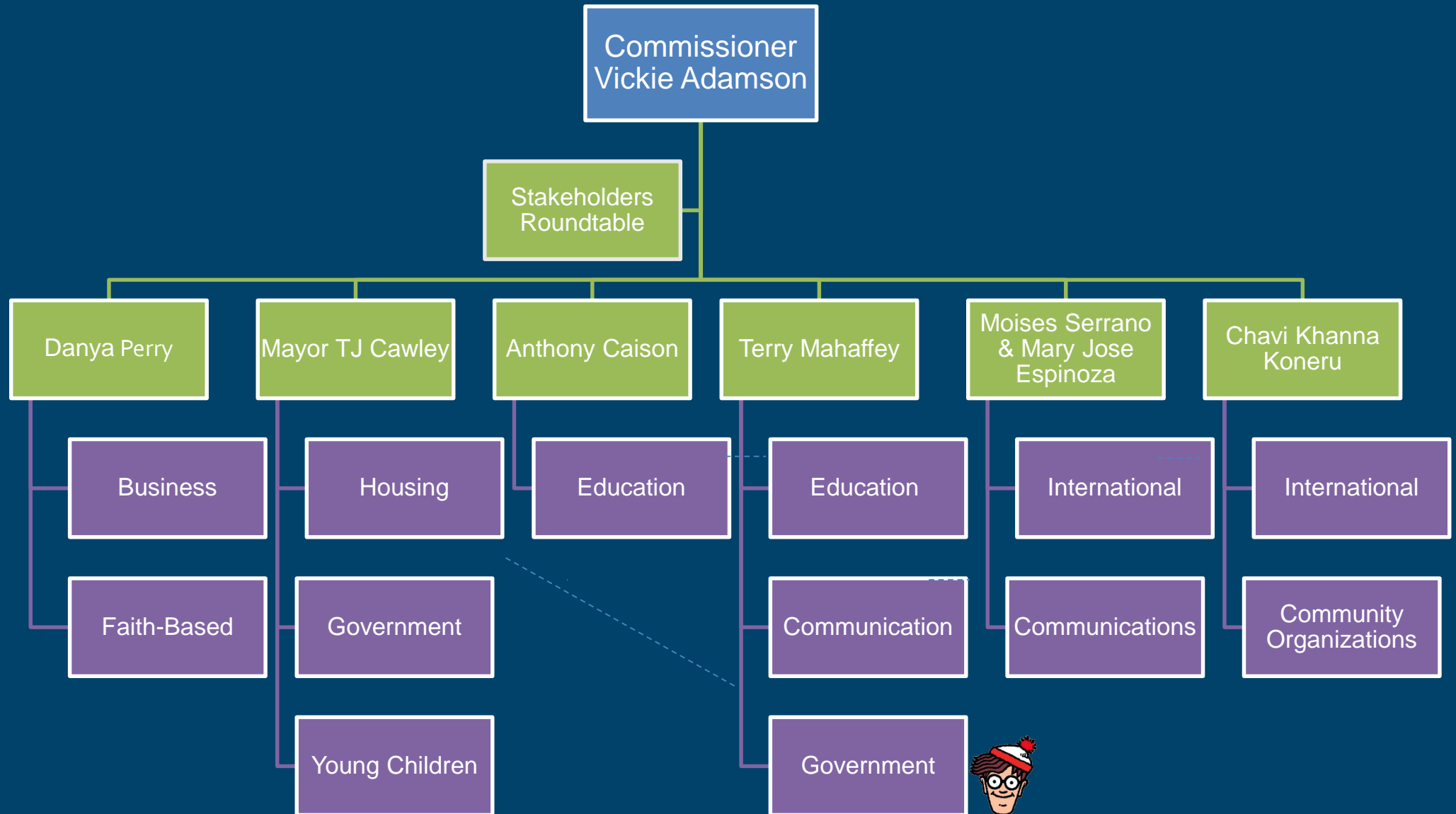
- Political climate and citizenship question controversy
 - Distrust of the government
 - Fear of information being shared
 - Young children were the largest undercounted group in 2010



Enumeration has begun in Alaska



Wake County 2020 Complete Count Committee



Past Census Participation

	2000 Census Count	2000 Census Participation Rate	2010 Census Count	2010 Census Participation Rate	2018 Census Estimate	2020 Census Participation Rate Goal?
Angier (pt in Wake County)	N/A	N/A	103	N/A	183	N/A
Apex	20,212	78%	37,476	83%	53,852	
Cary (pt)	94,536	83%	133,812	82%	165,943	
Durham (pt in Wake County)	N/A	N/A	0	N/A	8	N/A
Fuquay-Varina	7,898	75%	17,937	79%	29,200	
Garner	17,757	79%	25,745	78%	30,502	
Holly Springs	9,192	79%	24,661	84%	36,749	
Knightdale	5,958	75%	11,401	76%	17,423	
Morrisville (pt)	5,208	56%	18,576	77%	27,453	
Raleigh (pt)	276,093	74%	402,825	76%	468,006	
Rolesville	907	71%	3,786	86%	8,111	
Wake Forest (pt)	12,588	73%	29,218	83%	42,796	
Wendell	4,247	73%	5,845	76%	7,809	
Zebulon	4,046	68%	4,433	78%	5,646	
Unincorporated	169,204		185,175		198,624	
Wake County Total	627,846	76%	900,993	78%	1,092,305	82%



Outreach Plans

- Mailing postcards to historically undercounted communities.
- Putting census swag in the hands of community partners.
- Placing messages at the bottom of utility bills
- Setting up census taking stations in the libraries



Census frisbees have been some of our most popular give aways!

How You Can Help



- Talk to family, friends and neighbors about why it's important
- Promote education and awareness on social media
- Get your community organization involved in identifying and educating Hard to Count populations



Social media



Facebook.com/wakegov



[@wakegov](https://twitter.com/wakegov)



[@wakegov](https://www.instagram.com/wakegov)

#WakeCounts
#2020Census
#Census2020
#TambienContamos
#WeCountToo

#RaleighCounts
#CaryCounts
#MorrisvilleCounts
#ZebulonCounts

5.1 U.S. Census 2020

Requested Action:
Receive as information.

5.9 FY 2020 Wake Transit Work Plan – 3rd Quarter Amendments

5.9 FY 2020 Wake Transit Work Plan – 3rd Quarter Amendments

Major Amendments (Capital):

- GoTriangle - I-540 Bus on Shoulder Improvements - \$156K in FY 20
- GoTriangle - Early Project Development for Commuter Rail - \$6M from funds set aside in reserve (no financial impact)
- City of Raleigh – Project Development for Southern, Western and Northern BRT corridors - \$20,368,545 budgeted in FY 20 disaggregated to individual corridors (no financial impact)

Major Amendment (Operating):

- City of Raleigh – Route 20/20L Garner – Scope change to increase frequency on existing route

5.9 FY 2020 Wake Transit Work Plan – 3rd Quarter Amendments

I-540 Bus on Shoulder Improvements

- Originally programmed in CIP in FY 22 at \$43,264
- GoTriangle requesting to accelerate in FY 20 with \$156K budget
- Signage plan, fabrication and installation of signage, and traffic management
- Immediately support travel time and reliability improvements to the NRX route
- If LAPP funding awarded, Wake Transit budget reduced to 20% of budget

5.9 FY 2020 Wake Transit Work Plan – 3rd Quarter Amendments

Project Development for Individual Bus Rapid Transit Corridors

- \$20,368,545 in FY 20 Work Plan with condition to disaggregate before proceeding
- City of Raleigh requesting to disaggregate budgeted allocation into individual budget lines for Southern, Western, and Northern corridors
 - \$6,539,515 for Southern
 - \$8,289,515 for Western
 - \$5,539,515 for Northern
- Preliminary design (30%) and NEPA, then final design, FTA Small Starts coordination

5.9 FY 2020 Wake Transit Work Plan – 3rd Quarter Amendments

Route 20/20L Garner Frequency Improvements

- \$1,977,573 in FY 20 Work Plan with hourly service
- Request to modify scope to increase frequency to 30 minutes
- No requested change to budgeted amount
- Accelerating FY 24 programmed implementation element to FY 20
- Response to user feedback re: lack of convenience with frequency and unidirectional service design

5.9 FY 2020 Wake Transit Work Plan – 3rd Quarter Amendments

Requested Action:

Consider recommending approval to the Executive Board of the FY 2020 Wake Transit Work Plan 3rd Quarter Amendment requests.

.

5.10 FY 2021 Draft Wake Transit Work Plan

FY 2021 Work Plan Development Schedule - Important Dates

ACTION	DATE
TPAC Considers Draft Work Plan for Public Release	January 15, 2020
TPAC-Endorsed Public Comment Period	Jan. 22 – Feb. 29, 2020
TPAC Refines Work Plan Based on Input	March 1 – April 22, 2020
TPAC Considers Recommending Work Plan for Adoption	April 22, 2020
CAMPO and GoTriangle Boards Consider Adoption	By June 30, 2020

FY 21 Proposed Revenues and Expenditures

Revenue Source	Amount
Half-Cent Local Option Sales Tax	\$99.3 million
Vehicle Rental Tax	\$4.5 million
\$7 Vehicle Registration Tax	\$6.8 million
\$3 Vehicle Registration Tax	\$2.9 million
Other (Federal, State, Fares, Debt Proceeds, Transit Provider Contributions, Allocation from Capital Fund Balance)	\$36.8 million
TOTAL	\$150.3 million

Expenditure Category	Amount
Bus Rapid Transit	\$71.6 million
Bus Infrastructure	\$37.1 million
Bus Operations	\$23.7 million
Vehicle Acquisition	\$9.9 million
Transit Plan Administration	\$4.0 million
Debt Service	\$2.7 million
Capital Planning	\$0.8 million
Tax District Administration	\$0.5 million
TOTAL	\$150.3 million

Bus Service Expansion - GoRaleigh



- **Glenwood Route Package**
 - High Frequency Service Between Downtown and Duraleigh Road
 - Less Frequent Service Between Duraleigh Road and Brier Creek
- **Route 21: Caraleigh Improvements (South Raleigh)**
 - Existing Capacity Overloaded
 - Increased Off-Peak Frequency and Expanded Span of Service

Bus Service Expansion - GoTriangle

- **Route 305 (Apex ↔ Raleigh) Improvements**
 - Converting from peak only → all-day service
 - Adding weekend service
 - 30-minute frequency during peak
 - 60-minute frequency during off-peak



Supporting Capital Investments



- GoRaleigh Vehicles
- Systemwide Bus Stop Improvements
- Land Acquisition & Design for GoRaleigh/GoWake Paratransit Maintenance/Ops Facility
- Construction for GoCary Maintenance/Ops Facility
- Park-and-Ride Improvements & Design/Land Acquisition for New Park-and-Rides
- Transfer Point Improvements
- Transit Centers Design, Land Acquisition & Construction

High Capacity Corridor Investments

- FY 21 - Allocates Funding to Complete New Bern BRT
- FY 21 - Continued Project Development/Final Design Support for Remaining BRT Corridors
- Cost and Schedule Feasibility Results from Vision Plan Update Process and Alternatives Analysis/Project Development Incorporated into Draft Work Plan
- BRT and CRT Costs and Schedules Updated



Public Engagement: FY21 Draft Wake Transit Work Plan

Comment period extended through Saturday, February 29th

Materials Distributed

(incl. Spanish translation):

- News release
- Public-facing presentation
- Handout
- Language for email notices, newsletters, website updates, etc.
- Social media graphics
- GoForward website update
- PublicInput.com comment box

Online Engagement:

- Email announcement to community organizations
- Email announcement to individual GoForward subscribers

In-Person Engagement:

- 8 Presentations
- 5 Pop-Ups
 - WakeUp Wake County (CAFT)
 - Crosby-Garfield Advocacy Group
 - Centro Para Familias Hispanas
 - Garner Groundhog Day
 - Knightdale Cupid Fun Run 5k
 - Dorcas Ministries
 - League of Women Voters of Wake County
 - Transit Advisory Committee (2)
 - TDM
 - GoCrew
 - Regional Transit Center (2)

Help shape your community investment in transit



For more information and to review the detailed draft work plan, go to goforwardnc.org/waketransit.



Submit your comments online at goforwardnc.org/waketransit.



Or mail them to:

GoTriangle, Attn. Juan Carlos Erickson
4600 Emperor Blvd., Suite 100, Durham, NC 27703



Follow us on Twitter to stay up-to-date [@waketransit](https://twitter.com/waketransit).

5.10 FY 2021 Draft Wake Transit Work Plan

Requested Action:
Receive as information

5.2 FY2018-2027 Transportation Improvement Program Amendment #11

NCDOT's STIP Unit notified the MPO of amendments to the FY2018-2027 State TIP. The MPO should update the TIP to reflect these changes (federal requirement - TIP and STIP must be identical).

Amendments also include the addition of Wake Transit Funding and the addition of the LAPP FFY2021 Investment Program.

Open for public review and comment from February 14-March 15.

Public Hearing scheduled for March 18, 2020 Executive Board meeting.

5.2 FY2018-2027 Transportation Improvement Program Amendment #11

Requested Action:
Receive as information.

5.3 Prior Year LAPP Projects Update

CAMPO Rescission Impacts

Prior Year Project Determination

- FFY2019 projects have until the end of FFY2020 to request funding authorization.
- FFY2018 and prior year projects have until the end of the first quarter of FFY2020 (December 31, 2019) to request funding authorization.
- Projects that do not reach their respective deadlines must have Executive Board approval to request funding authorization; otherwise, the project will be deprogrammed.

Future Funding Implications Contingent On: Rescission Implementation, Prior Year Project Liability, Additional Funding Requests, Future Programming.

****Will discuss in March****

Unobligated Prior Year LAPP Projects

TIP ID	Project	Jurisdiction	LAPP Year	Phase(s)	Fund	
U-5537	Lake Pine Drive	Apex	2015	CON	STBGP	\$ 538,153
U-5530OB	Leesville SRTS	Raleigh	2016	CON	STBGP	\$ 442,480
C-5604OD	Crabtree Creek West Greenway	Raleigh	2017	CON	CMAQ	\$ 1,547,000
U-5118BB	Durham Road OI	Wake Forest	2017	ROW	STBGP	\$ -
U-5530PA	NC 210 Sidewalk Connections	Angier	2017	CON	STBGP	\$ 356,680
U-5928	Peakway South Salem Interchange	Apex	2017	CON	STBGP	\$ 2,500,000
U-5118FB	Arendell Ave Access Management	Zebulon	2017	CON	STBGP	\$ 916,000
C-5604JA	Utley Creek Greenway	Holly Springs	2017	ROW, CON	CMAQ	\$ 508,800
C-5604HA	Mingo Creek Greenway	Knightdale	2018	CON	CMAQ	\$ 1,760,000
C-5604OF	Blue Ridge Road Pedestrian Improvements	Raleigh	2019	ROW, CON	CMAQ	\$ 3,598,800
C-5604FA	Beaverdam Creek Greenway	Zebulon	2019	CON	CMAQ	\$ 1,605,196
U-6095	Rock Quarry Road Part A	Raleigh	2019	PE, ROW, CON	STBGP	\$ 9,928,100
C-5604AA	Kelly and Apex Barbecue Pedestrian Improvements	Apex	2019	CON	CMAQ	\$ 647,500
U-6094	Holly Springs Road Widening	Holly Springs	2019	CON	STBGP	\$ 1,216,804
U-6095	New Bern Ave Bottleneck Elimination	Raleigh	2019	ROW, CON	STBGP	\$ 409,600
C-5604ID	Higgins Greenway	Cary	2019	CON	CMAQ	\$ 700,000
U-5530OC	Navaho Drive	Raleigh	2019	CON	TAP	
	Total					\$ 26,675,113

Consideration to Allow Funding Request

Two Projects:

1) Town of Apex Lake Pine Drive Improvements

- FFY2015
- \$538,153 STBGDA
- Major delays due to issues with ROW Acquisition
 - Issue with National Park Service and NC Parks to receive ROW Certification began July 2017
 - ROW needed encroached on existing land designated as “conservation land”
 - Town needed to offset needed ROW in order to keep designated conservation land the same size
 - ROW Certification required sign off by National Park Service and NC Parks

2) Town of Angier NC 210 Sidewalk Connections

- FFY2017
- \$356,680 STBGDA
- Major delays due to multiple issues:
 - Administrative Delays: delayed plan review- consultant submitted plans via email, rather than through NCDOT website. Right of Way activities added to scope of work- Town needed to wait for updated supplemental agreement to be executed before bidding ROW consultant.
 - Storm Drainage (flooding) Alternatives Analysis: Occurred during ROW phase
 - Utility Relocation Alternatives Analysis: Occurred during ROW phase

5.3 Federal Rescission and Prior Year LAPP Projects Update

Requested Action:

Consider recommending Executive Board approval to allow Town of Apex Lake Pine Drive Improvements and Town of Angier NC 210 Sidewalk Connections prior year LAPP projects to continue with LAPP funding.

5.4 Locally Administered Projects Program (LAPP) FFY2021 Investment Mix

5.4 Locally Administered Projects Program (LAPP) FFY2021 Investment Mix

Call for Projects FFY 2021 LAPP funds in August 2019

Scoring:

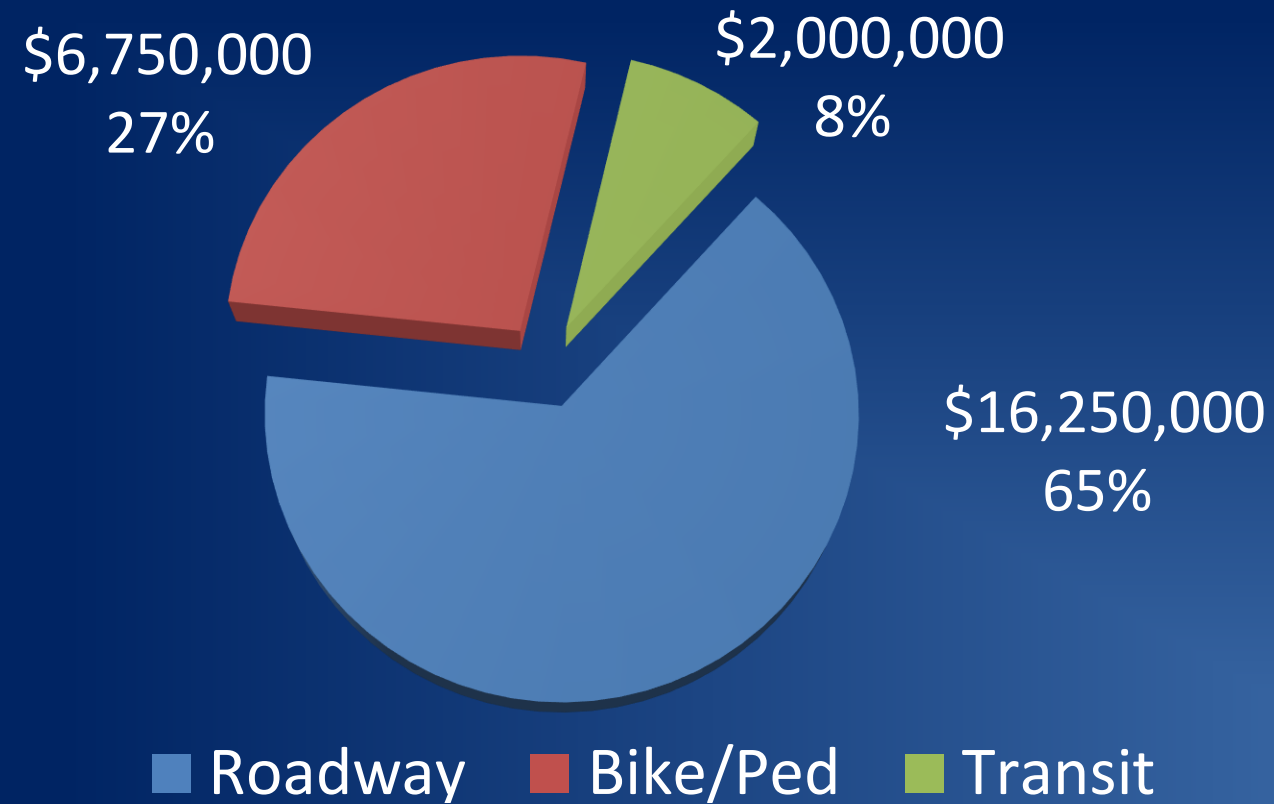
- Highway projects against other highway projects
- Bicycle and pedestrian projects against other bicycle and pedestrian projects
- Transit projects against other transit projects

FFY 2021
Submissions:
39 Eligible Projects

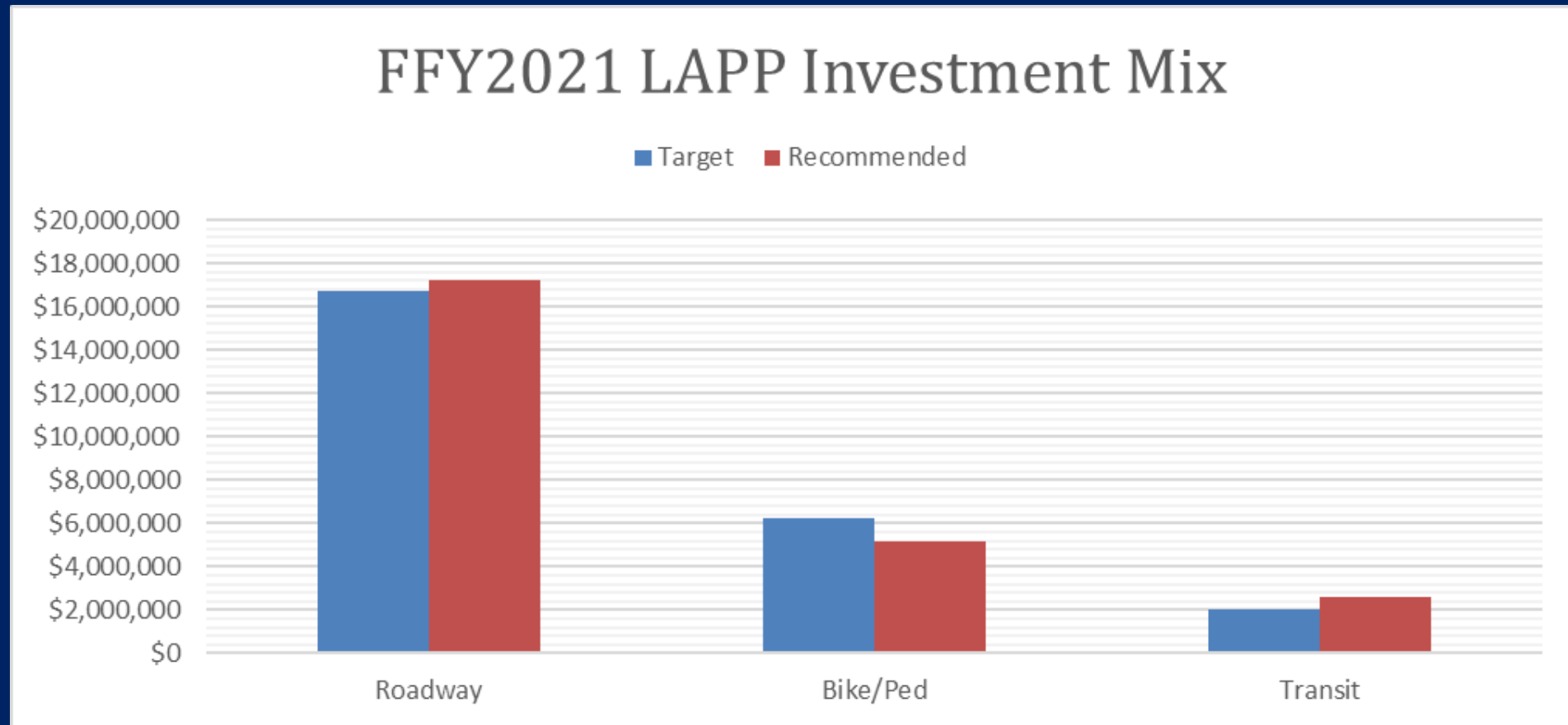
Historical funding is provided below:

	ROADWAY					BIKE/PED					TRANSIT				
	Modal Mix		\$ Amounts			Modal Mix		\$ Amounts			Modal Mix		\$ Amounts		
Fiscal Year	Target	Actual	Roadway Submitted	Roadway Funded	Roadway Unfunded	Target	Actual	Bike/Ped Submitted	Bike/Ped Funded	Bike/Ped Unfunded	Target	Actual	Transit Submitted	Transit Funded	Transit Unfunded
12	65	64	\$6,416,250	\$6,416,250	\$0	20	22	\$4,981,115	\$2,061,915	\$2,919,200	15	15	\$1,500,000	\$1,500,000	\$0
13	65	63	\$8,110,250	\$6,380,750	\$1,729,500	20	19	\$7,630,140	\$1,965,220	\$5,664,920	15	17	\$1,500,000	\$1,500,000	\$0
14	65	62	\$8,588,000	\$6,500,000	\$2,088,000	20	21	\$5,379,870	\$2,202,670	\$3,177,200	15	16	\$1,700,000	\$1,700,000	\$0
15	65	55	\$17,804,000	\$8,365,620	\$9,438,380	20	30	\$10,860,460	\$4,428,380	\$6,432,080	15	15	\$2,250,000	\$2,250,000	\$0
16	65	60	\$17,062,985	\$12,884,649	\$4,178,336	20	32	\$14,332,631	\$6,718,951	\$7,613,680	15	8	\$3,355,721	\$1,693,440	\$1,662,281
17	65	61	\$18,192,972	\$13,290,892	\$4,902,080	20	34	\$15,407,665	\$7,916,685	\$7,490,980	15	5	\$2,422,754	\$1,068,954	\$1,353,800
18	65	62	\$26,221,991	\$15,918,000	\$10,303,991	20	22	\$14,254,644	\$5,666,952	\$8,587,692	15	16	\$5,064,000	\$4,160,000	\$904,000
19	64	62	\$25,313,500	\$15,498,100	\$9,815,400	24	25	\$16,941,531	\$6,273,300	\$10,668,231	12	13	\$3,228,600	\$3,228,600	\$0
20	68	63	\$19,998,967	\$15,828,279	\$4,170,688	24	29	\$10,415,593	\$7,171,721	\$3,243,872	8	8	\$13,244,002	\$2,000,000	\$11,244,002

FFY21 Target Investment Mix



FFY21 Target vs. Recommended Mix



Project Selection

- Staff seeks applicant clarification only to confirm eligibility and clarify project details
 - Eligibility Concerns: Federal Aid Eligible, MTP Compliant, Shovel Ready, etc.
 - Administrative Concerns: Reasonable Schedule, Required Materials, etc.
- LAPP Selection Committee discusses evaluation philosophy, including:
 - Serving as an external reasonable check.
 - Raising questions: Has the applicant covered their bases?
 - Recommending approaches to implementation to improve the outcomes.
- LAPP Selection Committee reviews eligible FFY 2021 LAPP project submissions.
- All projects are expected to score at least 50% of the points awarded to the top-scoring project in each mode.
 - If a project does not, Selection Committee determines if the project should be funded OR if the funds from that modal mix element should be reallocated to another modal mix element to fund higher-scoring projects.

Roadway Projects

Project Name	Sponsoring Agency	Requested Phase (design, ROW, Const)	Total Cost	Local Match %	CAMPO Request	Recommended Funding (Target \$16,250,000)	Total Score	Rank (Roadway)	Rank (Overall)
Burlington Mills Road Realignment	Rolesville	No,No,Yes	\$ 2,360,037	20%	\$ 1,888,030	\$ 1,888,030	60.6	1	4
Old Wake Forest Road - North	Raleigh	No,No,Yes	\$ 13,948,000	20%	\$ 11,158,400	\$ 11,158,400	60.1	2	5
Holly Springs Road - Phase II	HollySprings	No,No,Yes	\$ 18,000,000	80%	\$ 3,600,000	\$ 3,600,000	59.1	3	7
Wendell Boulevard Wendell Falls Parkway Intersection Project	Wendell	No,Yes,Yes	\$ 769,091	25%	\$ 576,818	\$ 576,818	56.4	4	9

Bicycle and Pedestrian Projects

Project Name	Sponsoring Agency	Requested Phase (design, ROW, Const)	Total Cost	Local Match %	CAMPO Request	Recommended Funding (Target \$6,750,000)	Total Score	Rank (Bike/Ped)	Rank (Overall)
West Chatham Street Sidewalk	Apex	No,No,Yes	\$ 953,000	60%	\$ 381,200	\$ 381,200	66.2	1	1
Main Street Corridor Improvements	Rolesville	No,No,Yes	\$ 3,688,657	20%	\$ 2,950,926	\$ 2,950,926	60.8	2	3
Wendell Boulevard Sidewalk Project	Wendell	No,Yes,Yes	\$ 1,034,094	20%	\$ 827,275	\$ 827,275	59.7	3	6
Avent Ferry Road Sidewalk Connectors	HollySprings	No,No,Yes	\$ 1,250,000	20%	\$ 1,000,000	\$ 1,000,000	57.8	4	8

Transit Projects

Project Name	Sponsoring Agency	Requested Phase (Design, ROW, Const)	Total Cost	Local Match %	CAMPO Request	Recommended Funding (Target \$2,000,000)	Total Score	Rank (Transit)	Rank (Overall)
GoApex Route 1 Bus Stop Improvements	Apex	No,No,Yes	\$ 610,000	30%	\$ 427,000	\$ 427,000	65.4	1	2
Bus on shoulder on I540 and I40	GoTriangle	No,No,Yes	\$ 153,600	20%	\$ 122,880	\$ 122,880	55.0	2	12
3 Sidewalk Connections to GoCary Transit Service	GoCary	Yes,Yes,Yes	\$ 1,360,712	25%	\$ 1,020,534	\$ 1,020,534	53.4	3	13
Improvements at 13 bus stops	GoTriangle	Yes,Yes,Yes	\$ 324,000	20%	\$ 259,200	\$ 259,200	49.7	4	18
Enhanced Transfer Points (6 site locations)	GoRaleigh	Yes,No,Yes	\$ 1,185,000	20%	\$ 948,000	\$ 787,737	49.0	5	19

Consider allowing City of Raleigh Leesville Safe Routes to School and Crabtree Creek Greenway prior year LAPP projects to continue with LAPP funding.

5.4 LAPP FFY2021 Investment Mix

Schedule:

The FFY20 LAPP Investment Program will be posted for public comment from January 17 - February 16.

A public hearing is scheduled for the February 19th Executive Board meeting.

Requested Action:

**Consider recommending Executive Board approval of the
Draft FFY2021 LAPP Investment Mix.**

5.5 Unified Planning Work Program (UPWP) FY 2021

Continue Core Programs

- LAPP
- TIP
- MTP
- Travel Demand Model
- Public Engagement
- Wake Transit Program

Special Studies Continuing from 2020

- Triangle Bikeway Implementation Study
- Northeast Area Study Update
- Wake Transit
 - Web Visualization Interface
 - Wake Transit Vision Plan Update

New Special Studies

- Fayetteville-Raleigh Passenger Rail Feasibility Study Phase II (partner w/ FAMPO and NCDOT)
- US 401 Corridor Study
- Western Wake Traffic Signal System Integration
- Triangle Bus on Shoulder System Study (partner w/ DCHC and NCDOT and GoTriangle)
- Land Use – Transportation Development Evaluation
- Begin work on CAMPO Strategic Plan Update

5.5 Unified Planning Work Program FY 2021, cont'd

Budget

- \$0.54 / capita Member Share*
- Includes partnerships with DCHC MPO, Fayetteville MPO, GoTriangle, and NCDOT
- Includes Wake Transit funding assumed
- Overhead for Lead Planning Agency est. \$225,000*

MPO Self-Certification

- Questionnaire in Appendix C
- Outlines how the MPO conforms to federal guidelines and requirements

Two current issues: State Planning Funding and Indirect Costs

State Planning Funding:

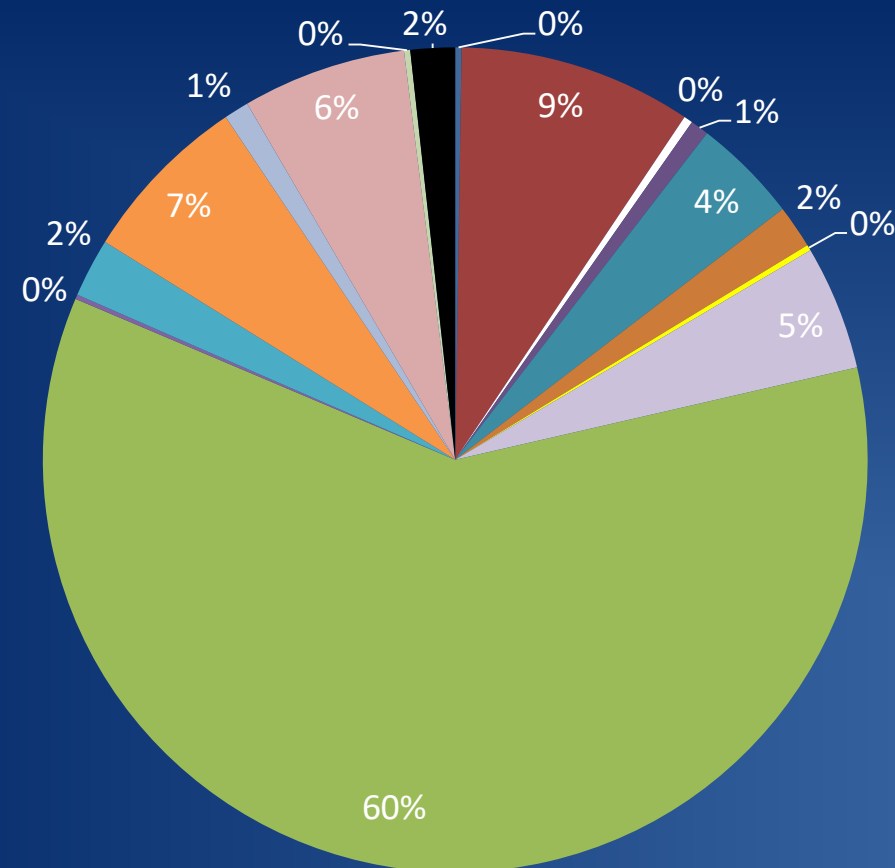
- FY 21 Draft UPWP included assumption of \$225,000 in SPR funds to assist with special studies
- NCDOT has indicated the state match for those funds is no longer available to large MPO areas
- In order to deliver planned work program, we need to increase the UPWP budget by \$225,000 in FY 21 by ~ \$159,000 for Special Studies
- See handout for additional details
- Potential slight member share increase

Indirect Costs

Currently the City of Raleigh as CAMPO's Lead Planning Agency (LPA) allocates central service costs to the organization. Central services included in indirect costs:

- Employee Benefits
- Insurance and Bonds
- Prof Services
- City Attorney
- City Manager
- Budget Mgmt
- Vehicle Fleet
- Public Affairs
- Info Technology
- Finance Administration
- Purchasing
- Accounting & Fin Reporting
- Payroll
- Human Resources
- Revenue
- City Council

CAMPO Indirect Cost FY 2021



Indirect Cost History

FY 14 – Cap of \$100,000 implemented

FY 15 – applied cap

FY 16 – applied cap

FY 17 – applied cap

FY 18 – applied cap

FY 19 – waived cap, paid \$160,668

FY 20 – waived cap, paid \$179,000 (estimated)

Current indirect cost estimate for FY 21 is \$224,844

Staff was directed by the Executive Board to look at options for budgeting for indirect costs in the future.

Indirect Cost Options

Option 1: Keep cap in place; make annual decisions about waiving

Option 2: Adjust cap to keep pace with average growth of indirect costs

Option 3: Pay indirect as calculated by City of Raleigh

Option 4: Other?

Indirect Cost Options

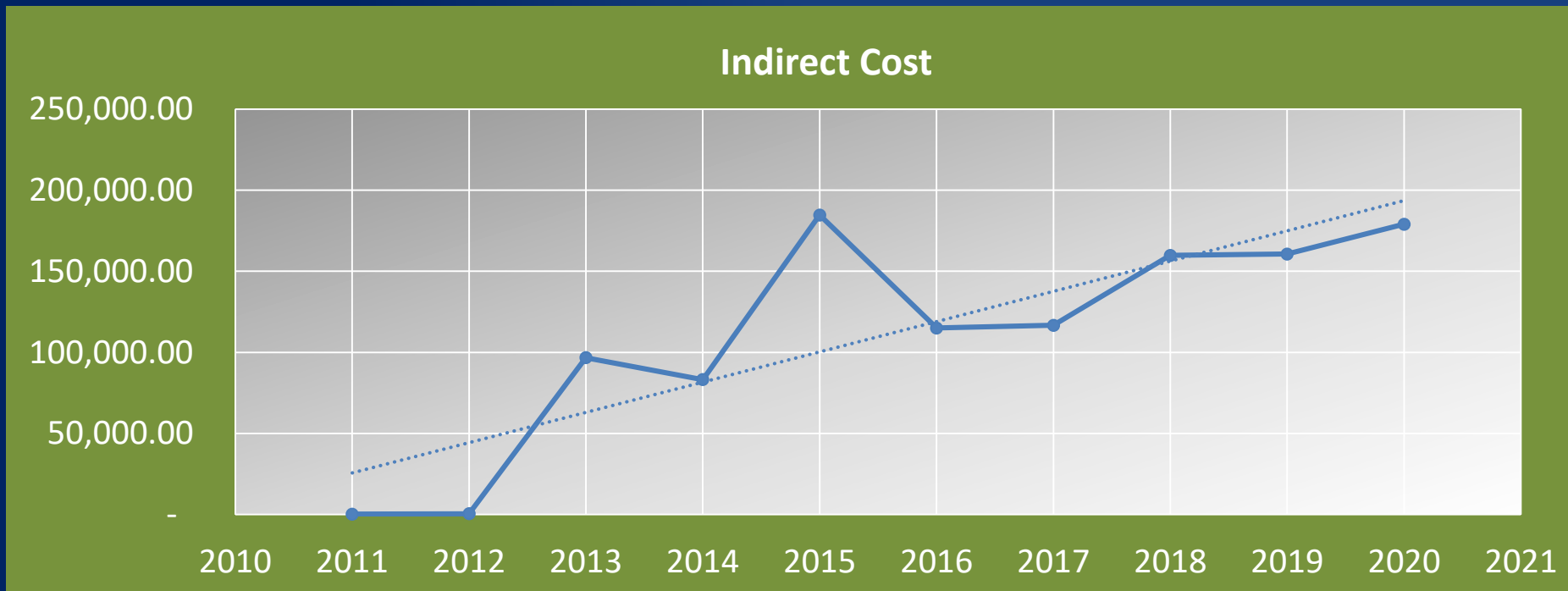
Option 1: Keep \$100,000 cap in place

Fiscal Year	Actual Indirect Cost Charged	Actual Indirect Paid
2015	\$ 184,716	\$ 100,000
2016	\$ 115,002	\$ 100,000
2017	\$ 116,677	\$ 100,000
2018	\$ 159,792	\$ 100,000
2019	\$ 160,668	\$ 160,668

Indirect Cost Options

Option 2 (Staff Recommendation): Based on Growth Trend of Indirect Costs

1. Verify indirect cost plan applicability to CAMPO.
2. Use the last 5 years of actual indirect cost to come up with a predictive growth rate average. Apply percentage growth average to previous year.
3. If the amount is lower than anticipated using this method, no action is needed by the Executive Board. If the value is higher, staff would ask for permission from Executive Board to move forward.



Other Indirect Cost Options

Option 3:

Approve amount of cost allocation plan as prepared by LPA, City of Raleigh, as calculated in annual indirect cost plan

Option 4:

Another method?

Other feedback?

Staff Recommendation: Option 2

Fiscal Year	Actual Indirect Cost Charged	Actual Indirect Paid
2015	\$ 184,716	\$ 100,000
2016	\$ 115,002	\$ 100,000
2017	\$ 116,677	\$ 100,000
2018	\$ 159,792	\$ 100,000
2019	\$ 160,668	\$ 160,668

Next Steps

- UPWP Public Review & Comment Period Now Open: Jan. 17- Feb. 16
- Public Hearing – Feb. 19
- Consider adoption at Feb. 19 Board Meeting

Requested Action:

Consider recommending the Executive Board:

- **Adopt the MPO Self-Certification
and**
- **Adopt the FY 21 UPWP including additional STBG-DA and Local Match
funding, but direct staff to continue working toward resolution with
NCDOT re: state funding partnerships**

5.6 Prioritization 6.0 Modal Candidates Project Lists

2023-2032 TIP/STIP Development

SPOT Actions - MPOs

1. Select Projects to Submit for Scoring

(44 projects per mode)

2. Assign Local Input points

- Regional Impact Points *(2500 pts)*
- Division Needs Points *(2500 pts)*

3. Adopt TIP

SPOT

Quantitative, needs-based approach to identifying statewide transportation needs.

First step towards developing a fiscally constrained State Transportation Improvement Program (STIP) and NCDOT's 5/10 year Work Programs.

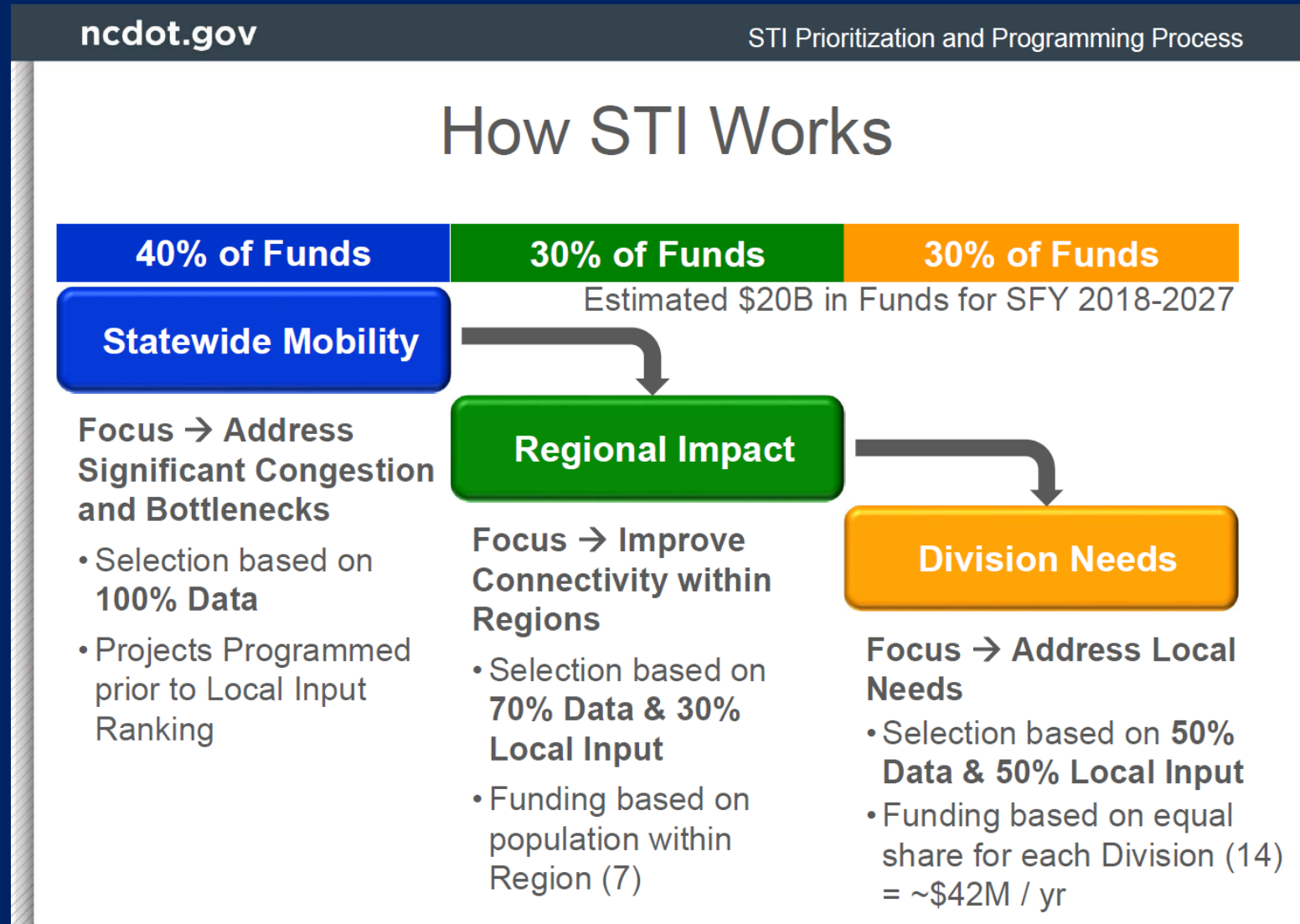
Each MPO submits candidate projects for consideration in the STIP.

Projects are scored by NCDOT and each MPO is asked to assign priority points to projects in the region.

<https://www.ncdot.gov/strategictransportationinvestments/>



Prioritization 6.0 & STI



Schedule Update

FINAL Prioritization 6.0 Schedule

2019							2020												
Jul	Aug	Sept	Oct	Nov	Dec	Jan	Feb	Mar	Apr	May	Jun	Jul	Aug	Sept	Oct	Nov	Dec		
BOT approves P6.0 Criteria & Weights		BOT adopts 2020-2029 STIP																	
			MPOs, RPOs, & Divisions test, enter, and submit projects into SPOT Online																
										SPOT Reviews and Calculates Quant. Scores for All Projects (Existing + New)									
Notes: Blue Box = NC BOT Actions Yellow Box = MPO/RPO/Division Input Green Box = NCDOT Work Tasks																	Review period of all data & costs to be used for scoring (by MPOs, RPOs, and Divisions)		

2021												2022											
Jan	Feb	Mar	Apr	May	Jun	Jul	Aug	Sep	Oct	Nov	Dec	Jan	Feb	Mar	Apr	May	Jun						
SPOT Reviews and Calculates Quant. Scores for All Projects (Cont'd.)												Key Dates: July 2019: BOT approves P6.0 Criteria & Weights October 2019: SPOT Online opens for testing, entering, and submitting projects (closes 5/1/2020) December 20, 2019: Carryover Project Deletions due for receiving extra submittals (one out, one in) Carryover Project Modifications due May 1, 2020: Area-Specific Weights due SPOT Online closes for submitting projects End of February 2021: Quantitative scores for all projects released Draft list of Programmed Statewide Mobility projects released March 1, 2021: Regional Impact Local Input Point window opens for 3 months (closes 5/28/2021) Deadline for Approval of Local Input Point Assignment Methodologies End of July 2021: Draft list of Programmed Regional Impact Projects released August 2, 2021: Division Needs Local Input Point window opens for 3 months (closes 10/29/2021) February 2022: DRAFT 2023-2032 STIP released											
	TIP Unit Programs Statewide Mobility Projects																						
		MPOs, RPOs, & Divisions assign Regional Impact Local Input Points (with option to assign Division Needs Local Input Points)																					
						SPOT finalizes Regional Impact scores and TIP Unit programs Regional Impact projects																	
								MPOs, RPOs, & Divisions assign Division Needs Local Input Points															
												SPOT finalizes Division Needs Scores and TIP Unit programs Division Needs projects											
												NCDOT Provides Report to JLTOC		NCDOT releases Draft STIP									
																		BOT adopts 2023-2032 STIP					

2019						2020													
Jul	Aug	Sept	Oct	Nov	Dec	Jan	Feb	Mar	Apr	May	Jun	Jul	Aug	Sept	Oct	Nov	Dec		
BOT approves P6.0 Criteria & Weights		BOT adopts 2020-2023 STIP																	
			MPOs, RPOs, & Divisions test, enter, and submit projects into SPOT Online																
										SPOT Reviews and Calculates Quant. Scores for All Projects (Existing + New)									
Notes: Blue Box = NC BOT Actions Yellow Box = MPO/RPO/Division Input Green Box = NCDOT Work Tasks															Review period of all data & costs to be used for scoring (by MPOs, RPOs, and Divisions)				
																	NCDOT Provides Report to JLTOC		

	2021												2022					
	Jan	Feb	Mar	Apr	May	Jun	Jul	Aug	Sep	Oct	Nov	Dec	Jan	Feb	Mar	Apr	May	Jun
SPOT Reviews and Calculates Quant. Scores for All Projects (Cont'd.)																		
		TIP Unit Programs Statewide Mobility Projects																
			MPOs, RPOs, & Divisions assign Regional Impact Local Input Points (with option to assign Division Needs Local Input Points)															
						SPOT finalizes Regional Impact scores and TIP Unit programs Regional Impact projects												
							MPOs, RPOs, & Divisions assign Division Needs Local Input Points											
										SPOT finalizes Division Needs Scores and TIP Unit programs Division Needs projects								
											NCDOT Provides Report to JLTOC							
												NCDOT releases Draft STIP						
																		BOT adopts 2023-2032 STIP

SPOT Schedule & Next Steps

Subcommittee Meetings: February 25th & March 17th

- Further Refinement of Project Submittals
- TRM Runs for Fixed Guideway Ridership

February TCC / Executive Board – Approve Project Lists for Public Review

Project List adjustments – Feb / April

SPOT Schedule & Next Steps

Public Hearing – April 15th

Executive Board Project List Approval – April 15th

CAMPO Submits Projects in SPOT Online by May 1st

Alternate Criteria Weights due – May 1st

P6 Project Status

Bicycle & Pedestrian

2 Carry Over projects – Clayton/Div 4

31 New Projects Submitted

9 November Submissions

*4 Projects pulled from SPOT 5 Bike/Ped List

Rail

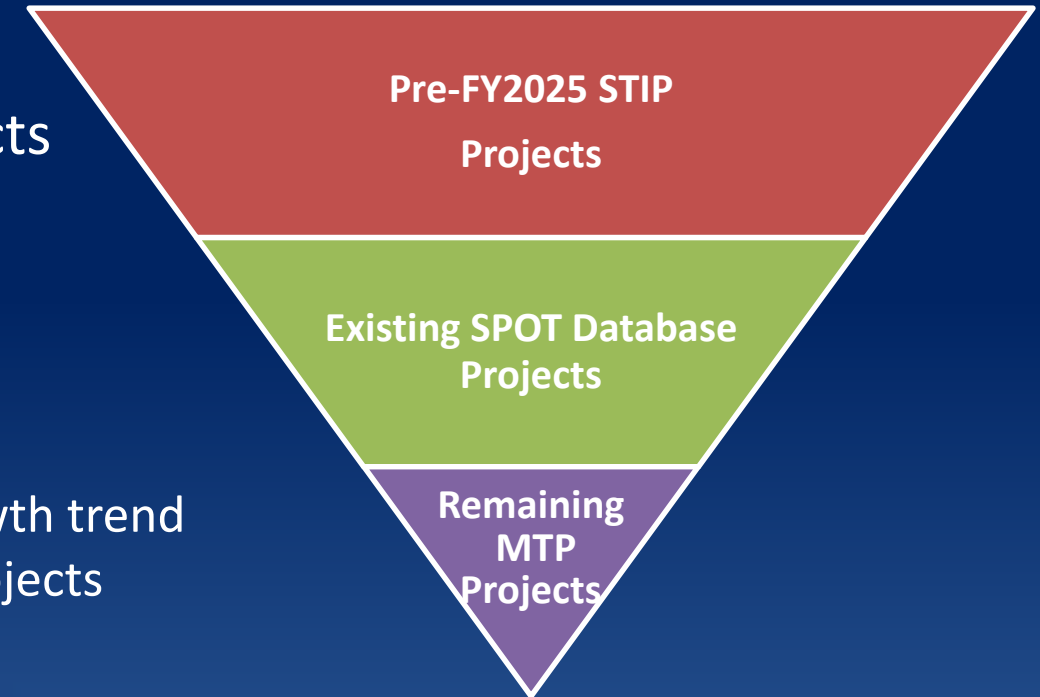
4 Carry Over projects

- Beryl Road Extension
- Vandora Springs Rd grade separation
- Shotwell Road grade separation
- SW Maynard Rd grade separation

CAMPO SPOT Review

CAMPO can submit 44 additional roadway projects

- Initial List Creation:
 - STIP-funded projects prior to 2025 and
 - Existing SPOT database projects
 - MTP projects (SPOT requirement)
 - Delay, Travel Time, Socio-Economic growth trend metrics used as basis for comparing projects
 - A. E+C Delay/Lane Mile
 - B. 1st Decade Delay/Lane Mile
 - C. 2nd Decade Delay/Lane Mile
 - D. Network Connectivity
 - E. Interchanges/Operational Improvements
 - F. ITS Projects
- Results in a list of 44+ recommended submittals
 - Staff will coordinate with NCDOT Divisions to ensure maximum submittal of CAMPO projects.



Roadway

12 Carry Over projects

Statewide Mobility

- NC 540, US 1 / NC 55, Managed Motorways

Regional Impact

- NC 55, NC 210, US 401, US 70 Bus, Apex ITS, Raleigh ITS

Division Needs

- Cleveland Rd, Cleveland Rd Connector

Transit

1 Carry Over projects

- Triangle Town Center (Transit Center & 150 space PnR)

20 New Projects Submitted from Providers

Fixed Guideway Projects will be refined prior to April TCC/Executive Board

5.6 Prioritization 6.0 Modal Candidates Project Lists

Requested Action:

Consider recommending the Executive Board release the Prioritization 6.0 candidate project lists for public review and comment beginning February 20th and ending April 12, 2020, with a public hearing to be conducted at the April 15, 2020 Executive Board meeting.

5.7 CAMPO Bonus Allocation Methodology

CAMPO Bonus Allocation

STI law provides Bonus Allocation funding for:

- Local funding participation
 - ½ of local contribution
- Highway Tolling
 - ½ value of toll revenue bonds
 - ½ forecasted revenue for 1st 10 years –operation costs
 - \$100 million maximum
 - Must be programmed within toll county
- Programming Limitations
 - 10 percent Regional/Division Needs
 - Must be obligated within 5 years
 - Use on highway or highway-related projects only

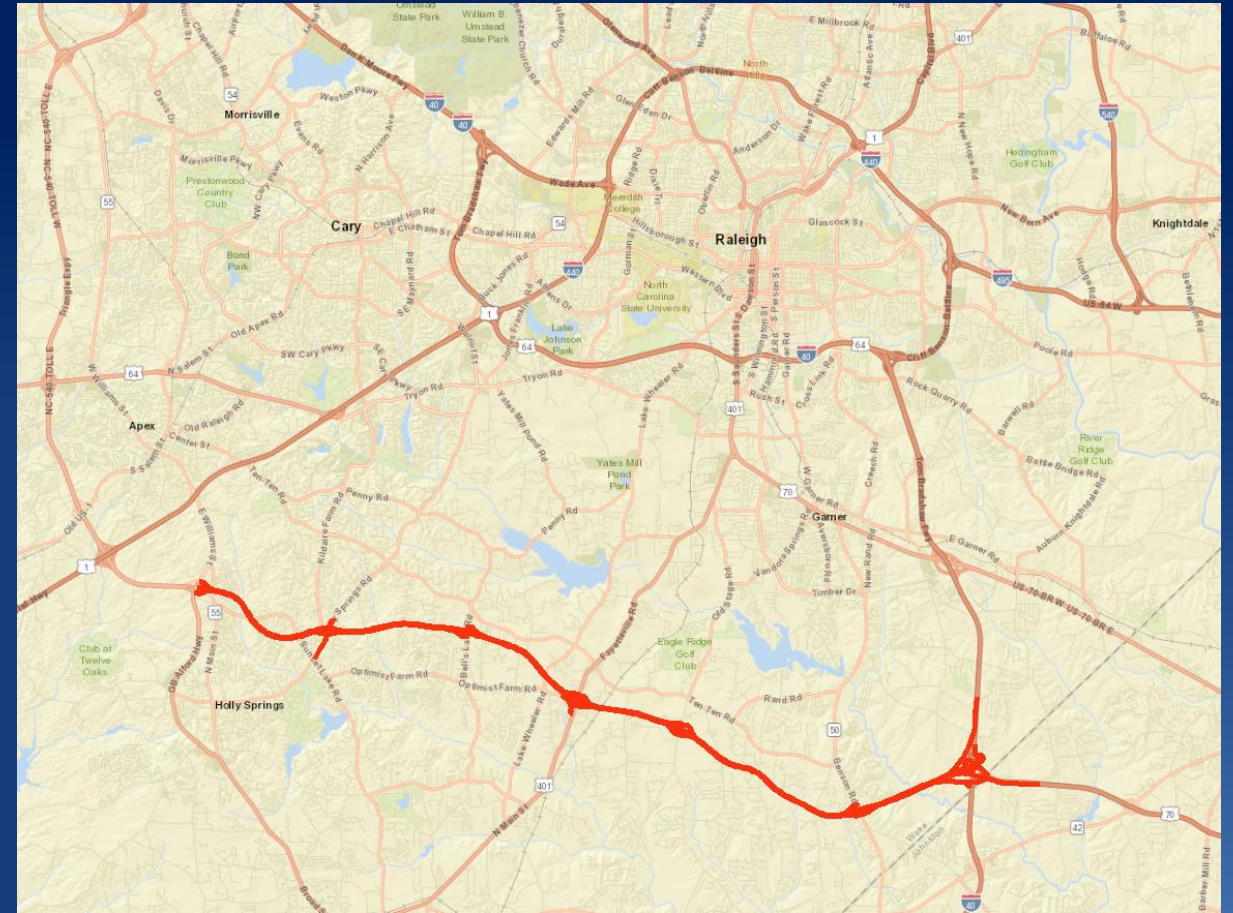
CAMPO Bonus Allocation

NC 540

R-2721: NC 540 fr/ NC 55 to US 401

R-2828: NC 540 fr/ US 401 to I-40

\$100,000,000 Bonus Allocation
Must be programmed 2021-2025



CAMPO Bonus Allocation

Guiding Principles

- Inclusion in the Metropolitan Transportation Plan (MTP)
- Logical Nexus to Generating Source of Bonus Allocation Funds
- Recognition of Funding Challenges with Strategic Transportation Investment law
- Recognition of Funding Opportunities with Strategic Transportation Investment law

BA Methodology – local contribution

- MPO works with contributing local government to determine existing MTP projects suitable for programming with Bonus Allocation funds.
- MPO Executive Board approves all bonus allocation funding

BA Methodology – Tolling Generated

- Determine the appropriate study area for candidate selection based on the impact of the project that generates the BA funding (NC 540)
- Three Phases of Analysis for Candidate Project Prioritization

Phase I – analyze MTP projects using Triangle Regional Model (TRM)

Phase II – analyze intersection and operational improvements
(non-modeled projects)

Phase III – compare benefits between candidate projects in a common platform along with safety information

- MPO Executive Board programs projects

5.7 CAMPO Bonus Allocation Methodology

Requested Action:

Consider recommending to the Executive Board to release the methodology for public review and comment beginning February 20th and ending April 12, 2020, with a public hearing to be conducted at the April 15, 2020 Executive Board meeting.

5.8 Locally Coordinated Human Services Plan Amendment #1

5.8 Locally Coordinated Human Services Plan Amendment #1

2018 Updated Raleigh Urbanized Area/Wake County Locally Coordinated Human Services Transportation plan was adopted in 2019;

Federally required plan that **sets regional priorities for transportation investments and initiatives for human services and public transit coordination** guiding funding and service development for transportation projects supporting elderly, disabled and low-income individuals.

Amendment #1 of the Plan is out for Public Comment Jan 17-Feb 16th

Amendment #1

Recommended Administrative Changes*

This Amendment clarifies roles and responsibilities allowing for the **Mobility Coordination Committee (MCC)** to be formally created

- Name change - Locally Coordinated Human Services Public Transportation Plan to the Coordinated Public Transit-Human Services Transportation Plan for consistency with the Federal Transit Administration's terminology;
- Clarification of recommended Roles and Responsibilities and Reporting Structure; and a
- Timeline modification for implementation of the Mobility Management Program

* See page 6.3 – Figure 6.1 CPT-HSTP Recommendations Implementation Table for a summary of the recommendations

CPT-HSTP Recommendations Implementation Table

Time-frame	Recommendations	Effort Level	Project Lead	Receive as Information	Make Recommendations	Adopting Board(s)
Short Term	1.1 Establish Mobility Coordination Committee (MCC)	Medium	CAMPO	TPAC; local groups & boards	TCC	CAMPO
	1.2 Create Consistent Regional UZA ADA Structure incorporated into individual provider ADA plans	High	CAMPO	TPAC; TCC; CAMPO Board, local governments	MCC	Transit Providers
	1.3 Coordinate ADA Service Delivery	High	CAMPO	TPAC; TCC; CAMPO Board, local governments	MCC	Transit Providers
	1.4 Initiate Rural Transportation Network	Medium	CAMPO	TBD	TBD	TBD
	1.5 Monitor State Medicaid Transportation Program	Low	MCC	TPAC; TCC; CAMPO Board, local governments	n/a	n/a
	1.6 Develop Mobility Management Program	Medium	TBD	TPAC; TCC; CAMPO Board, local governments	MCC; TCC	CAMPO; Transit Providers; local governments
	2.1 Develop Emerging Mobility Policy (<i>Supported as part of Task 1.6</i>)	Medium	CAMPO	TPAC; TCC; CAMPO Board, local governments	MCC; TCC	CAMPO; Transit Providers
	2.2 Evaluate Brokerage Model; Develop MOU for implementing a regional approach	High	CAMPO	TPAC	MCC; TCC	CAMPO; Transit Providers
Mid-Term	2.3 Evaluate Medical Transportation Needs/Conduct Scenario Planning reflected in recommended plan updates	Medium	CAMPO	MCC	MCC; TCC	CAMPO; Transit Providers
	3.1 Revise/Expand Mobility Management Program	Low	TBD	MCC; TPAC	MCC; TCC	CAMPO; Transit Providers; local governments
	3.2 Implement Brokerage Model	High	CAMPO	TPAC	MCC; TCC	CAMPO; Transit Providers
Long Term	3.3 Expand Emerging Mobility Options	Medium	CAMPO	TPAC	MCC; TCC	CAMPO; Transit Providers
	3.4 Evaluate Sustainability of Mobility Coordination Committee	Medium	CAMPO	TPAC; TCC; CAMPO Board, local governments	MCC; TCC	CAMPO

Some MCC Accomplishments

- Developed “DRAFT Recommended Implementation Plan and Timeline”;
- Amended the Coordinated Public Transit–Human Services Transportation Plan to clarify roles and responsibilities and to adjust the plans recommended timelines;
- Developed a regional ADA map to identify overlapping service areas and gaps in service; collaborating to develop methodology to address the gaps consistently;
- MCC Community Transportation Sub-Committee scheduled its first stakeholder’s meeting for their participation in the committee;
- Collective reviewing of service eligibility applications to determine the feasibility of providing one regional universal application;
- Outreach to other programs/committees for funding and researching coordination opportunities.

Committee began as a “Think Tank” for sharing agency information, events and coordination

5.8 Locally Coordinated Human Services Plan Amendment #1

Requested Action:

Consider recommending approval to the Executive Board of the 2018 Updated Raleigh Urbanized Area and Wake County Locally Coordinated Public Transit-Human Services Transportation Plan Amendment #1, including the creation of the MCC to oversee the implementation of recommendations of the plan.

6. Informational Item: Budget

6.1 Member Shares – FY 2020

6.2 Operating Budget – FY 2020

Requested Action:
Receive as information.

7.1 Informational Item: Project Updates

- Commuter Corridors Study
- (SRTS) John Rex Endowment Grant Award Update
- Triangle Regional ITS
- R.E.D. Priority Bus Lane Study
- Fayetteville/Raleigh Passenger Rail Study
- Triangle TDM Program
- Triangle Bikeway Implementation Study
- Non-Motorized Volume Data Program
- Mobility Coordination Committee
- NCDOT Highway Project U-2719
- Wake Transit Vision Plan Update
- Greater Triangle Commuter Rail Alternatives Analysis
- Northeast Area Study Update
- Coordinated Human Services Public Transportation Plan Update

Requested Action:
Receive as information.

7.2 Informational Item: Public Engagement Updates

Requested Action:
Receive as information.

8. Informational Item: Staff Reports

- MPO Executive Director
- TCC Chair
- NCDOT Transportation Planning Division
- NCDOT Division 4
- NCDOT Division 5
- NCDOT Division 6
- NCDOT Rail Division
- NC Turnpike Authority
- NCDOT Bicycle & Pedestrian Planning Division

Requested Action:
Receive as information.

ADJOURN

Upcoming Events

Date	Event
February 19, 2020 4:00 p.m.	Executive Board One City Plaza
February 21, 2020 8:30 a.m.	MPO 101 Training One City Plaza
March 5, 2020 10:00 a.m.	Technical Coordinating Committee One City Plaza
March 18, 2020 4:00 p.m.	Executive Board One City Plaza
April 2, 2020 10:00 a.m.	Technical Coordinating Committee One City Plaza





<https://www.eventbrite.com/e/10th-annual-triangle-bike-ped-workshop-tickets-90204037705?aff=erelexpmlt>